

Skid Steer Rotary Broom

Operation Manual



CATALOG

Safety warning	2
Warning	3
Introduction	6
Application and characteristics	7
Main technical parameters	7
Main structure identification	8
Use and precautions	9

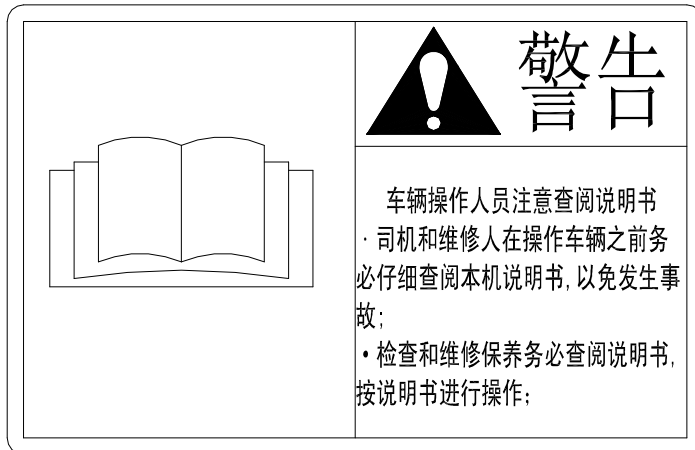
Security Warning

Before using skid steer loader accessories, please read the following carefully to avoid harm to yourself and others due to improper operation of the machine.

1. When the loader is equipped with accessories for normal work, no one is allowed to stand under the big arm, and no overloading, super high or speeding is allowed.
2. Before installing accessories, check whether the oil connection on the accessories is reliable and whether the bolts in the connection parts are locked. If any problem is found, it should be handled in time to avoid oil leakage and air leakage in the oil circuit.
3. When the loader is working normally, it is not allowed to disassemble and repair the accessories.
4. When the fittings work, all kinds of oil connections are normal, try not to disconnect and connect the hydraulic oil, etc., so as to avoid oil ejection to human eyes, skin and other damage.
5. When installing and disassembling various accessories, the big arm of the loader should be slowly placed to the lowest place that can ensure disassembly, and do not disassemble and replace various accessories when the big arm is raised high, so as to avoid injury caused by the big arm falling.
6. When attaching equipment, the human body, clothes, jewelry, etc. should be kept away from the high-speed rotating parts, hot parts and oil circuits attached to the equipment to avoid injury to people.

Warning

1. The driver of loader must read this operation manual carefully before using the equipment, and be familiar with the structural identification, technical performance, use requirements, technical operation and maintenance of this equipment.



2. The driver of loader should pay attention to and remind others to guard against the crushing risk of the attached equipment when using the equipment.



3. The driver of loader should pay attention to and remind others to guard against the risk of splash injury when using the equipment equipped with the machine.



4. The driver of loader should pay attention to and remind others to guard against the high-pressure liquid leakage hazard of the attached equipment when using the equipment.



5. The user shall not disassemble or modify the accessories provided by the company at will. If the structure of the machine needs to be changed due to work, the user shall promptly notify the technical department of the company and carry out the modification under the guidance of the technical personnel of the company. Otherwise, it's your own responsibility.

Introduction

1. In order to help users understand the structure of the sliding loader, master the operation technology, and be able to work normally and reliably, we have written this manual, which briefly describes the general knowledge in the use, repair, maintenance, etc., for users' reference. Operators must read this manual carefully before use.

2. The user shall use the product and perform maintenance, adjustment and overhaul according to the product performance specified in this manual. Due to the continuous improvement of the machine structure in practice, the actual structure may be inconsistent with the content described in this operation manual. Unless we modify it in time, please refer to the actual structure attached to the loader.

3. When the company's products leave the factory, they are inspected strictly according to the corresponding standards to ensure the quality of the products, from the date of the factory for 6 months, under the conditions of normal use and storage, where the mechanical failure or normal use due to manufacturing quality problems occurs, the company is free to repair or replace the user.



Application and characteristics



- 1.The loader with the rotary broom machine, it as an optional supporting equipment of sliding loader, expand the function and scope of use of loader, can be widely used in road maintenance, square, environmental health, bulk material yard and other fields, mainly used to clean the milled asphalt, square or road garbage, all kinds of yard scattered debris and other operations.
- 2.The machine has the characteristics of flexible operation, reliable use, long life, high working efficiency, easy use and maintenance

Main technical parameters

Model:	RSSM72-560
Working width:	72 Inches
Bucket capacity:	0.3 cbm
Operating pressure:	16MPa
Cleaning efficiency:	60m/min
Overall size:	1560X2180X700mm
Weight:	590kg


Main structure identification





Use and precautions

1.Connection between rotary broom and loader (main engine)

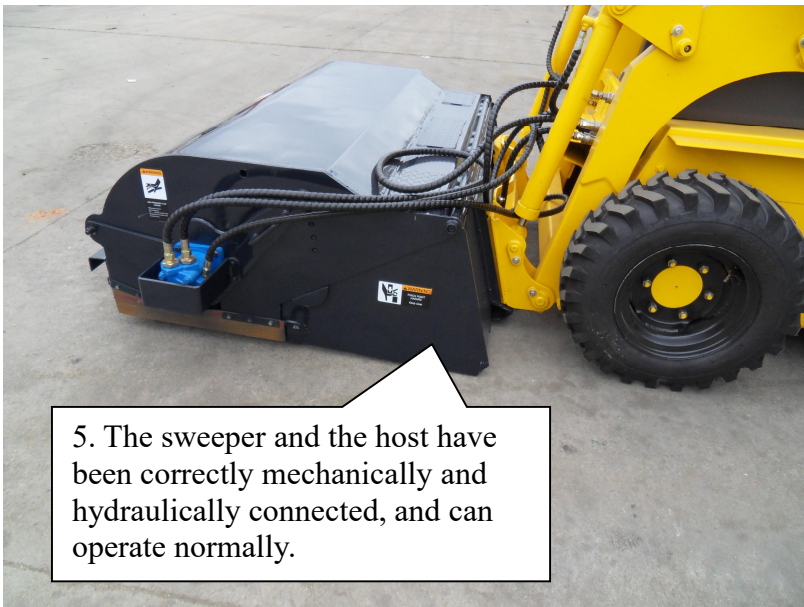
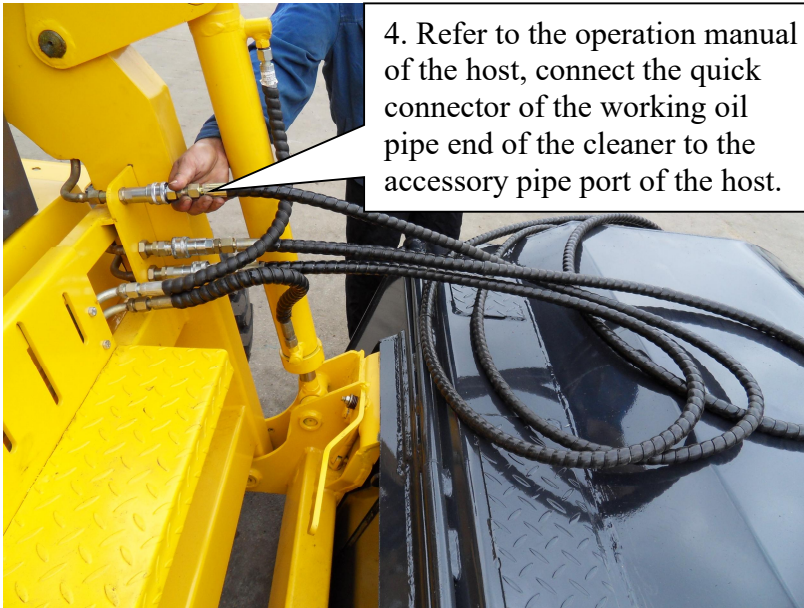




2. Press the hanger handle of the host to lock the hanger pin to the locking pin hole on the support plate of the cleaner.

3. Check the position of the pylon lock pin of the host as shown in this figure, for the correct position, for the safety meter, is crucial!







6. The working condition of the cleaning machine to dump the garbage in the bucket

2. When cleaning, no one should be close to the machine, at least 6 meters away from the machine being worked, so as to avoid possible injury.